

COOL ADDITION

Print & Play

Number Game


Numbers to 20
 game cards
 instructions
 worksheet
 cover sheet

20

	+		=	<input type="text"/>
	+		=	<input type="text"/>
	+		=	<input type="text"/>
	+		=	<input type="text"/>
	+		=	<input type="text"/>
	+		=	<input type="text"/>

© From the Pond

Game Instructions: Cool Addition



Equipment

'Cool Addition' Ten Frame Cards
Worksheet

Purpose

Students will add number sets.

How to play:




Students sit in pairs.

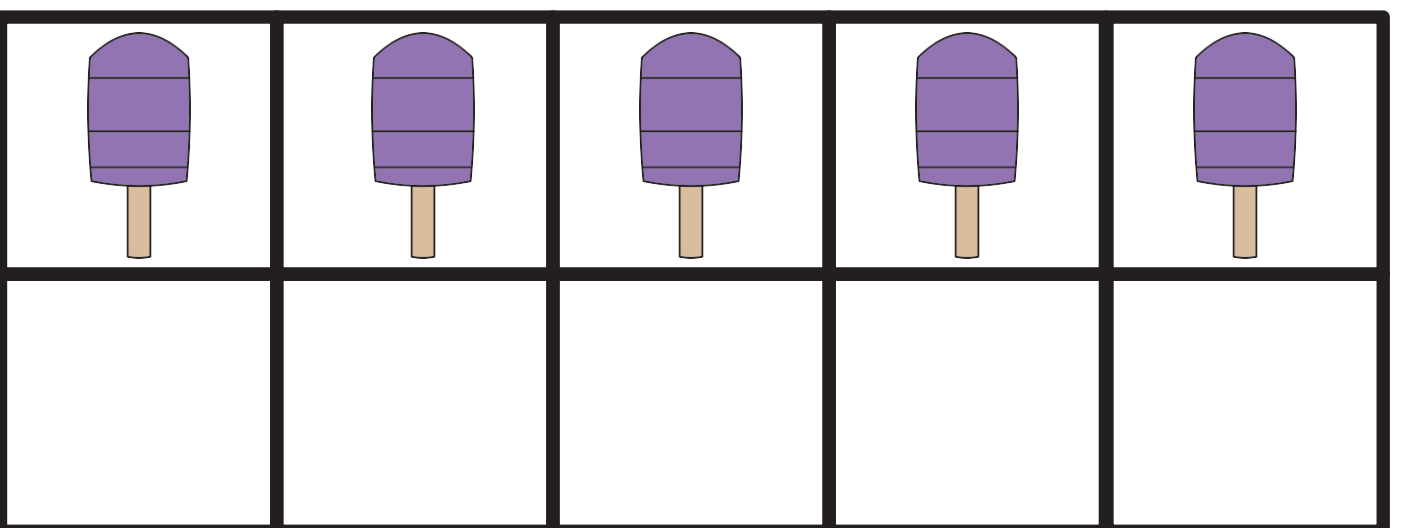
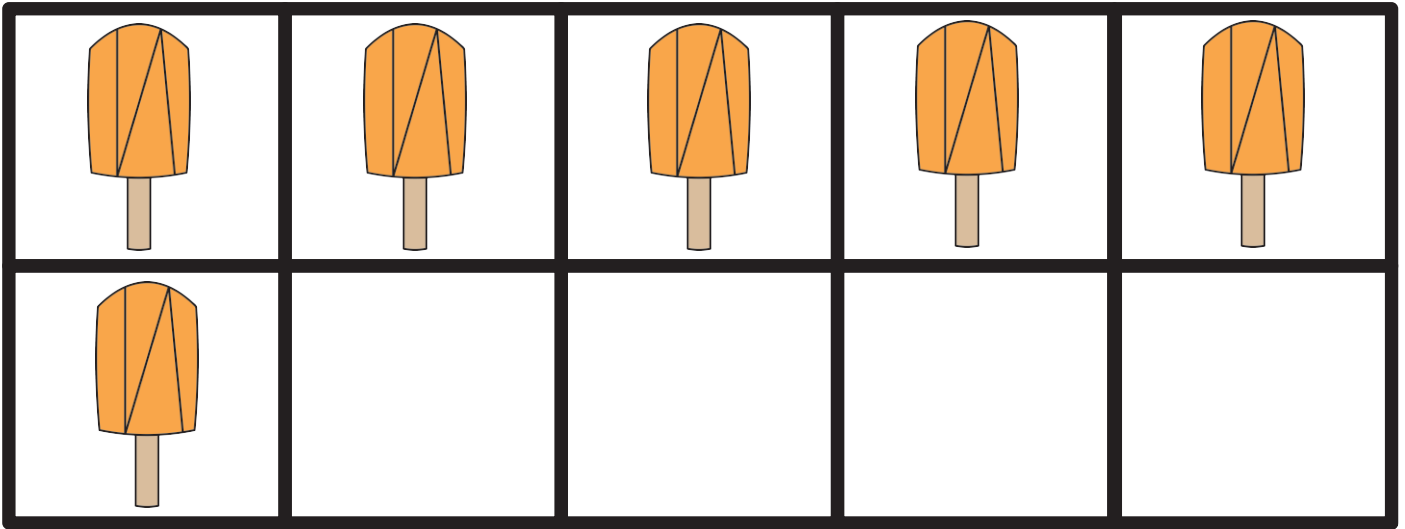
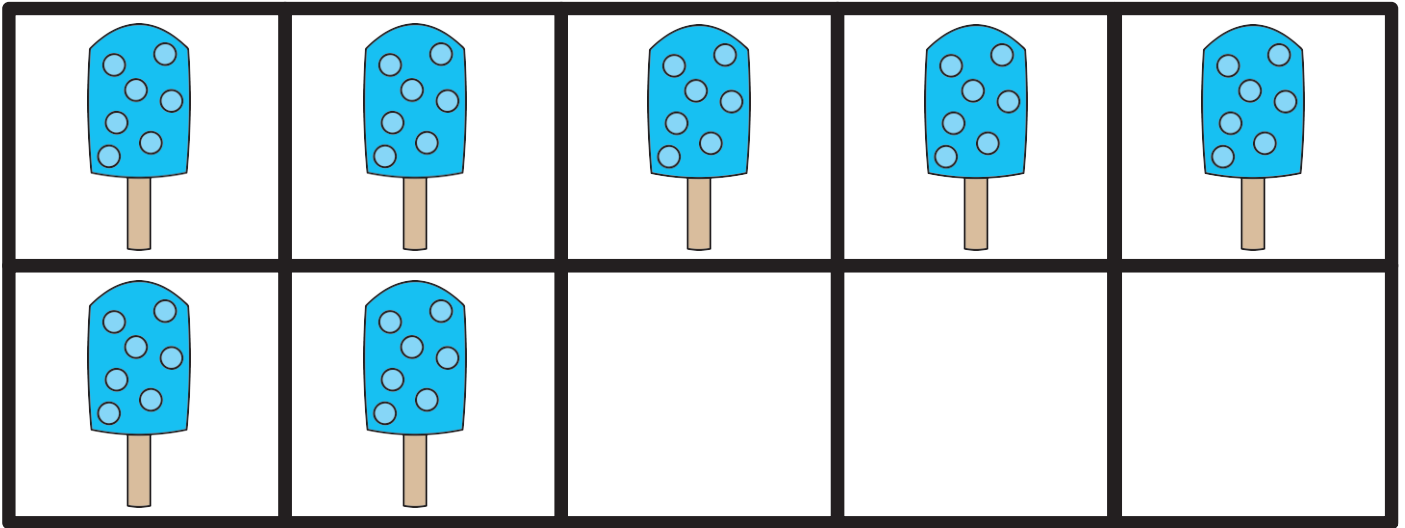
Students work together to look through the cards and identify the number represented on each card. The cards may be put into counting order from 1-10 as a warm up.

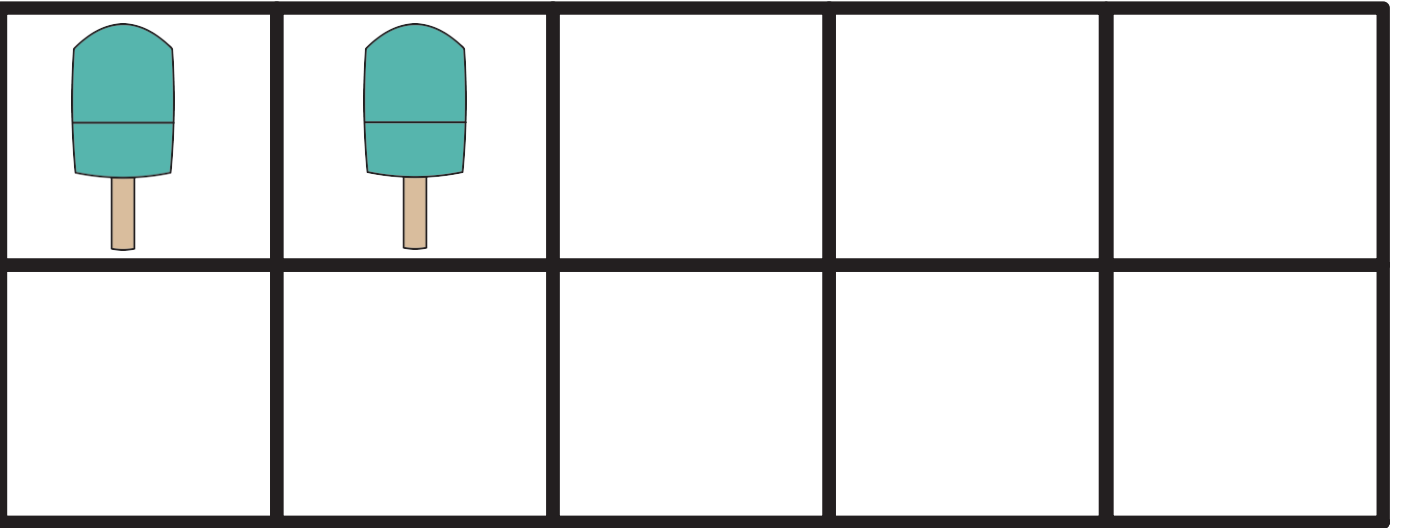


Students look at the problems on their worksheet. They identify the numbers for the problem by looking at the pictures and finding the corresponding picture card (and number).


Students can take the two cards and put them side by side to help find the total of the two cards.

Students record their results on the worksheet.










				

Cool Addition





Find the total of the two number sets.

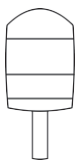

Name: _____



 9	+	 10	=	
---	---	--	---	--

	+		=	
---	---	---	---	--

	+		=	
---	---	---	---	--

	+		=	
---	---	---	---	--

	+		=	
---	---	---	---	--

	+		=	
---	---	---	---	--

	+		=	
---	---	---	---	--

Cool Addition

© From the Pond

A collection of ten frames for addition, each containing a different type of ice cream pop. The ten frames are arranged in a staircase pattern. The top row has a tilted ten frame with 5 chocolate pops. The second row has a ten frame with 4 green star pops and 2 empty cells. The third row has a ten frame with 5 blue polka-dot pops. The fourth row has a ten frame with 2 blue polka-dot pops and 3 empty cells. The fifth row has a ten frame with 5 purple pops. The sixth row has a ten frame with 5 yellow swirl pops. The seventh row has a ten frame with 3 yellow swirl pops and 2 empty cells.

NUMBERS to 20

Ten Frames

Addition

CREDITS

Thank you to the following artists for their fabulous digital elements,
without you, we could not make resources to share with teachers!

Graphics by us - Graphics From the Pond
frompond.blogspot.com

Font by Cara Carroll
<https://www.teacherspayteachers.com/Store/Cara-Carroll>

Thank you for finding us and downloading this file, which you
are able to use for your own classroom or home use only.

You are not permitted to share or distribute this file.

Please see our other items at:

<http://www.teacherspayteachers.com/Store/From-the-Pond>

or

<http://www.fromthepond.com>

Follow our blog at www.frompond.blogspot.com

Please email us at info@fromthepond.com.au with your ideas
for new products or if we can assist you further