

Grades 3-6+

With Answer Keys!

# Prefixes, Suffixes, and Roots FREEBIE

Name \_\_\_\_\_ Date \_\_\_\_\_

## Suffixes: Silent "e" Rule

Sometimes the base word must change when a suffix is added.

**Silent "e" Rule:**  
When a base word ends with a silent "e" and the suffix begins with a vowel, leave the "e" out.

**Examples:**  
like + ing = liking  
fame + able = famous  
wide + est = widest

A. Underline the silent "e" in each base word. Then add the suffix in parentheses to make a new word. Be sure to apply the silent "e" rule!

- ride (-ing) \_\_\_\_\_
- rate (-ed) \_\_\_\_\_
- stone (-able) \_\_\_\_\_
- fame (-ous) \_\_\_\_\_
- ripe (-est) \_\_\_\_\_
- joke (-es) \_\_\_\_\_
- state (-ed) \_\_\_\_\_
- tune (-ing) \_\_\_\_\_

B. Underline the silent "e" in each base word. Then add the suffix in parentheses to make a new word. Remember, you do not need to apply the silent "e" rule if the suffix begins with a consonant.

Name \_\_\_\_\_ Date \_\_\_\_\_

## Suffixes: -able -ment -ness

A suffix is a word part that is added to the end of a base word. A suffix usually changes the meaning of the word.

**Examples:**  
The suffix -able means "able to be" pass + able = possible (able to pass)  
The suffix -ment means "the act of" move + ment = movement (the act of moving)  
The suffix -ness means "being" kind + ness = kindness (being kind)

Circle the correct suffix to go with each base word. Then use the new word in a sentence.

- depend -able -ment -ness Sentence: \_\_\_\_\_
- sad -able -ment -ness Sentence: \_\_\_\_\_

Name \_\_\_\_\_ Date \_\_\_\_\_

## Prefixes: dis- non- un-

A prefix is a word part that is added to the front of a base word to change the meaning of that word. More than one prefix may mean the same thing.

**Examples:**  
The prefixes dis-, non-, and un- mean "not" or "the opposite of"

dis- approve = disapprove (not approve)  
non- toxic = nontoxic (not toxic)  
un- happy = unhappy (not happy)

A. Add the correct prefix to the front of each base word to make a new word.

1. zip _____	6. pleasant _____
2. honest _____	7. stop _____
3. fat _____	8. respect _____
4. agree _____	9. fail _____
5. ripe _____	10. obey _____

B. Use the words you made above to complete each sentence.

- Haley knew it was \_\_\_\_\_ to copy her sister's homework.
- Luke could not \_\_\_\_\_ his jacket.
- Clare ate some \_\_\_\_\_ yogurt before going for a run.
- Gloria did not tolerate \_\_\_\_\_ from anyone.
- Phil worked \_\_\_\_\_ on his project.
- Cameron and Mitchell \_\_\_\_\_ about everything.
- Jay had on \_\_\_\_\_ time at the party.
- Manny would never \_\_\_\_\_ his mother.
- Lily ate the banana even though it was still \_\_\_\_\_.
- Alex felt her teacher was being \_\_\_\_\_.

Created by Rachel Lynette ©2011-2015 all rights reserved. <http://www.rachel-lynette.com>

Name \_\_\_\_\_ Date \_\_\_\_\_

## What are word roots?

A word root is a word or word part that contains the basic meaning of the word. The meaning can be changed by combining two or more roots or by adding prefixes and suffixes. Knowing the meaning of roots can help you understand new words.

Complete each word tree by taking words with the correct roots from the box. Underline the root in each word.

**Words grow from roots a little like a tree grows from roots.**

autograph  
bicycle  
cyclone  
graphite  
microphone  
paraphrase  
photograph  
recycle  
symphony  
telephone  
unicycle  
xylophone

cycl (circular)

graph (write or draw)

phon (sound)

Name \_\_\_\_\_ Date \_\_\_\_\_


## Add the Prefix

Fill in the charts by adding the prefix to the base word. If the prefix and base word do not make a real word, put an "X" in the box.

Base word	re-	mis-	un-	in-
1. match				
2. load				
3. take				
4. tied				
5. cut				
6. connect				
7. direct				
8. shape				


Base word	dis-	pre-	out-	over-
1. board				
2. load				
3. take				
4. count				
5. change				
6. view				
7. qualify				
8. order				

Created by Rachel Lynette ©2011-2015 all rights reserved. <http://www.rachel-lynette.com>




Grades 3-6+ Common Core Aligned

# Prefixes, Suffixes, and Roots



40 Ready-to-Use Printables with Answer Keys!



Thank you so very much for downloading this resource! If you are happy with these printables, you can the whole set of [40 Prefixes, Suffixes and Roots Printables](#) with answer keys.

Here are some more great resources:



Grades 3-5 Common Core Aligned

## Figurative Language

30 ready-to-use printables with answer keys



- ✓ Simile
- ✓ Metaphor
- ✓ Idioms
- ✓ Hyperbole
- ✓ Personification
- ✓ Onomatopoeia
- ✓ Alliteration




Addresses every RL Common Core Standard

## Close Reading Toolkit for Literature



- ✓ Teaching Strategies
- ✓ Posters
- ✓ Talk Time Cards
- ✓ Bookmarks
- ✓ Graphic Organizers
- ✓ Writing Prompt Labels for Interactive Notebooks

Grades 3-6+ Aligned to CCSS

## CREATIVE BOOK PROJECTS

- 15 ready-to-use projects your students will love!
- Detailed student handouts and grading rubrics.
- Use with any book!





The best way to stay updated on new products and sales is to [follow me on TpT](#).



**Minds in BLOOM**  
Task Cards & More to Make Learning Fun!  
by Rachel Lynette

### Font and Image Credits



### Copyright

This resource was created by Rachel Lynette, copyright 2012. It may be printed and photocopied by the original purchaser for single classroom and personal use only and may not be put on the internet, sold, or distributed in any form. If you would like to share it with your colleagues, please purchase multiple licenses from the product page on Teachers Pay Teachers.

Updated December 2014



Name \_\_\_\_\_ Date \_\_\_\_\_

# Prefixes: dis- non- un-



A prefix is a word part that is added to the front of a base word to change the meaning of that word. More than one prefix may mean the same thing.

## Examples:

The prefixes *dis-*, *non-*, and *un-* mean "not" or "the opposite of"

dis + approve = disapprove (not approve)

non + toxic = nontoxic (not toxic)

un + happy = unhappy (not happy)

A. Add the correct prefix to the front of each base word to make a new word.

dis- non- un-

- |                 |                   |
|-----------------|-------------------|
| 1. zip _____    | 6. pleasant _____ |
| 2. honest _____ | 7. stop _____     |
| 3. fat _____    | 8. respect _____  |
| 4. agree _____  | 9. fair _____     |
| 5. ripe _____   | 10. obey _____    |

B. Use the words you made above to complete each sentence.

1. Haley knew it was \_\_\_\_\_ to copy her sister's homework.
2. Luke could not \_\_\_\_\_ his jacket.
3. Claire ate some \_\_\_\_\_ yogurt before going for a run.
4. Gloria did not tolerate \_\_\_\_\_ from anyone.
5. Phil worked \_\_\_\_\_ on his project.
6. Cameron and Mitchell \_\_\_\_\_ about everything.
7. Jay had an \_\_\_\_\_ time at the party.
8. Manny would never \_\_\_\_\_ his mother.
9. Lily ate the banana even though it was still \_\_\_\_\_.
10. Alex felt her teacher was being \_\_\_\_\_.

Name \_\_\_\_\_

Date \_\_\_\_\_

# Add the Prefix



Fill in the charts by adding the prefix to the base word. If the prefix and base word do not make a real word, put an "X" in the box.


Base word	re-	mis-	un-	in-
1. match				
2. load				
3. take				
4. tied				
5. cut				
6. connect				
7. direct				
8. shape				

Base word	dis-	pre-	out-	over-
1. board				
2. load				
3. take				
4. count				
5. charge				
6. view				
7. qualify				
8. order				



Name \_\_\_\_\_ Date \_\_\_\_\_

# Suffixes: -able -ment -ness



A suffix is a word part that is added to the end of a base word. A suffix usually changes the meaning of the word.

## Examples:

The suffix *-able* means "able to be"

The suffix *-ment* means "the act of"

The suffix *-ness* means "being"

pass + able = passable (able to pass)

move + ment = movement (the act of

moving) kind + ness = kindness (being kind)

Circle the correct suffix to go with each base word. Then use the new word in a sentence.

1. depend    -able    -ment    -ness    Sentence: \_\_\_\_\_

\_\_\_\_\_

2. sad    -able    -ment    -ness    Sentence: \_\_\_\_\_

\_\_\_\_\_

3. amaze    -able    -ment    -ness    Sentence: \_\_\_\_\_

\_\_\_\_\_

4. manage    -able    -ment    -ness    Sentence: \_\_\_\_\_

\_\_\_\_\_

5. soft    -able    -ment    -ness    Sentence: \_\_\_\_\_


\_\_\_\_\_

6. accept    -able    -ment    -ness    Sentence: \_\_\_\_\_

\_\_\_\_\_

Name \_\_\_\_\_ Date \_\_\_\_\_

# Suffixes: Silent "e" Rule



Sometimes the base word must change when a suffix is added.

## Silent "e" Rule:

When a base word ends with a silent "e" and the suffix begins with a vowel, leave the "e" out.

## Examples:

like + ing = liking  
tame + able = tamable  
wide + est = widest

A. Underline the silent "e" in each base word. Then add the suffix in parentheses to make a new word. Be sure to apply the silent "e" rule!

- |                        |                      |
|------------------------|----------------------|
| 1. ride (-ing) _____   | 5. ripe (-est) _____ |
| 2. rate (-ed) _____    | 6. joke (-er) _____  |
| 3. store (-able) _____ | 7. state (-ed) _____ |
| 4. fame (-ous) _____   | 8. tune (-ing) _____ |

B. Underline the silent "e" in each base word. Then add the suffix in parentheses to make a new word. Remember, you do not need to apply the silent "e" rule if the suffix begins with a consonant.

- |                        |                        |
|------------------------|------------------------|
| 1. slide (-ing) _____  | 6. trade (-able) _____ |
| 2. pride (-ful) _____  | 7. cute (-ness) _____  |
| 3. take (-er) _____    | 8. blame (-less) _____ |
| 4. smoke (-less) _____ | 9. state (-ment) _____ |
| 5. place (-ed) _____   | 10. ice (-ing) _____   |


C. Write four more silent "e" words that end with the *-ing* suffix. You may not use any words from this page.

- |          |          |
|----------|----------|
| 1. _____ | 3. _____ |
| 2. _____ | 4. _____ |

Name \_\_\_\_\_

Date \_\_\_\_\_

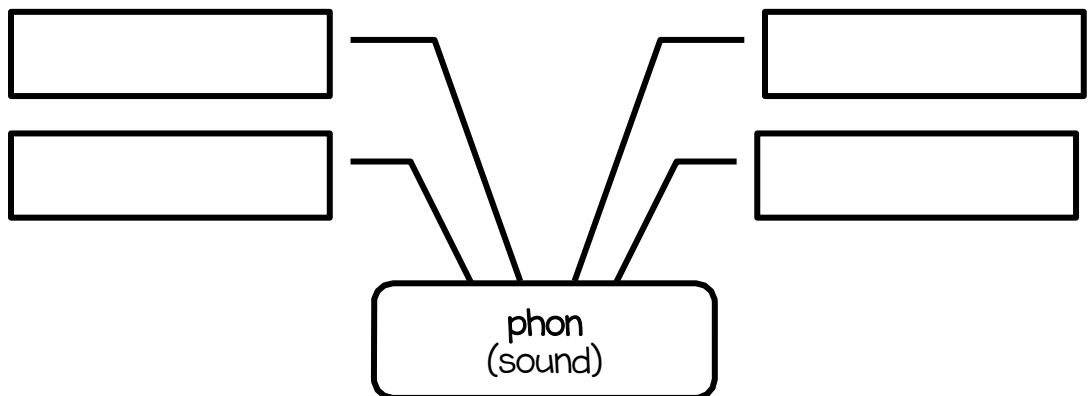
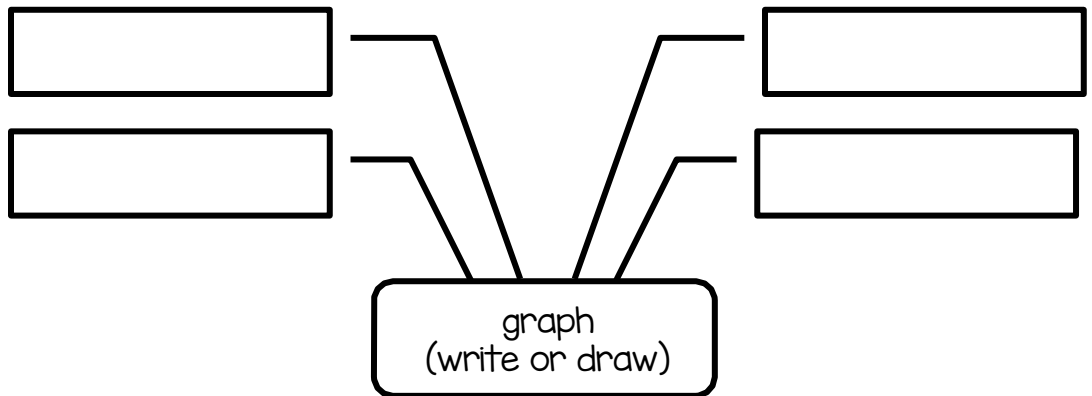
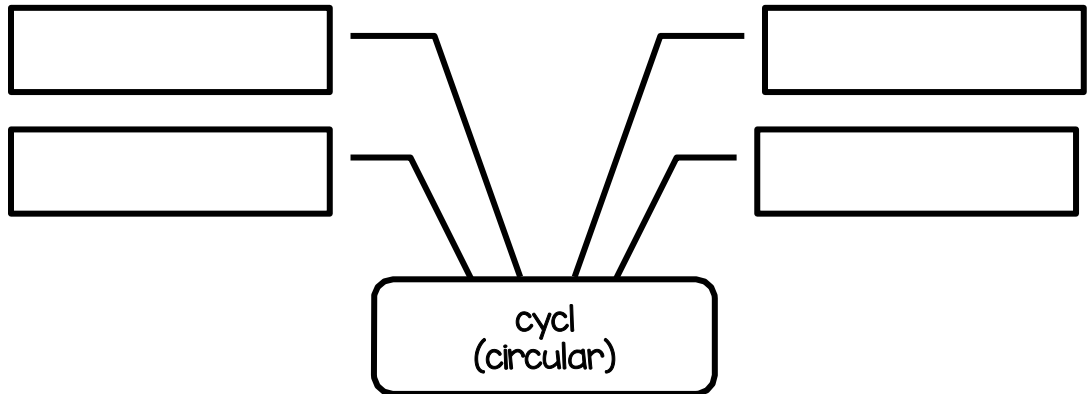
# What are word roots?



A word root is a word or word part that contains the basic meaning of the word. The meaning can be changed by combining two or more roots or by adding prefixes and suffixes. Knowing the meaning of roots can help you understand new words.

*Words grow from roots a little like a tree grows from roots.*

Complete each word tree by taking words with the correct roots from the box. Underline the root in each word.



autograph

bicycle

cyclone

graphite

microphone

paragraph

photograph

recycle

symphony

telephone

unicycle

xylophone



# Answer Keys

## Prefixes: dis- non- un-

- |               |               |
|---------------|---------------|
| 1. unzip      | 6. unpleasant |
| 2. dishonest  | 7. nonstop    |
| 3. nonfat     | 8. disrespect |
| 4. disagree   | 9. unfair     |
| 5. unripe     | 10. disobey   |
| B.            |               |
| 1. dishonest  | 6. disagree   |
| 2. unzip      | 7. unpleasant |
| 3. nonfat     | 8. disobey    |
| 4. disrespect | 9. unripe     |
| 5. nonstop    | 10. unfair    |

## Add the Prefix

Base word	re-	mis-	un-	in-
1. match	rematch	mismatch	x	x
2. load	reload	x	unload	x
3. take	retake	mistake	x	intake
4. tied	retied	x	untied	x
5. cut	x	x	uncut	x
6. connect	reconnect	misconnect	x	x
7. direct	redirect	misdirect	x	indirect
8. shape	reshape	misshape	x	x

Base word	dis-	pre-	out-	over-
1. board	x	x	outboard	overboard
2. load	x	preload	x	overload
3. take	x	x	outtake	overtake
4. count	discount	x	x	x
5. charge	discharge	x	x	overcharge
6. view	x	preview	x	overview
7. qualify	disqualify	prequalify	x	x
8. order	disorder	preorder	x	x

**Suffixes: -able -ment -ness**

- |               |               |               |
|---------------|---------------|---------------|
| 1. dependable | 3. amazement  | 5. softness   |
| 2. sadness    | 4. management | 6. acceptable |

(sentences will vary)

**Suffixes: Silent "e" Rule**

A.

- |                            |                          |
|----------------------------|--------------------------|
| 1. ride <u>e</u> riding    | 5. ripe <u>e</u> ripest  |
| 2. rate <u>e</u> rated     | 6. joke <u>e</u> joker   |
| 3. store <u>e</u> storable | 7. state <u>e</u> stated |
| 4. fame <u>e</u> famous    | 8. tune <u>e</u> tuning  |

B.

- |                             |                             |
|-----------------------------|-----------------------------|
| 1. slide <u>e</u> sliding   | 6. trade <u>e</u> tradable  |
| 2. pride <u>e</u> prideful  | 7. cute <u>e</u> cuteness   |
| 3. take <u>e</u> taker      | 8. blame <u>e</u> blameless |
| 4. smoke <u>e</u> smokeless | 9. state <u>e</u> statement |
| 5. place <u>e</u> placed    | 10. ice <u>e</u> icing      |

**What are Root Words?**

**cycle:** bicycle, cyclone, recycle, unicycle

**graph:** autograph, graphite, paragraph, photograph

**phon:** microphone, symphony, telephone, xylophone