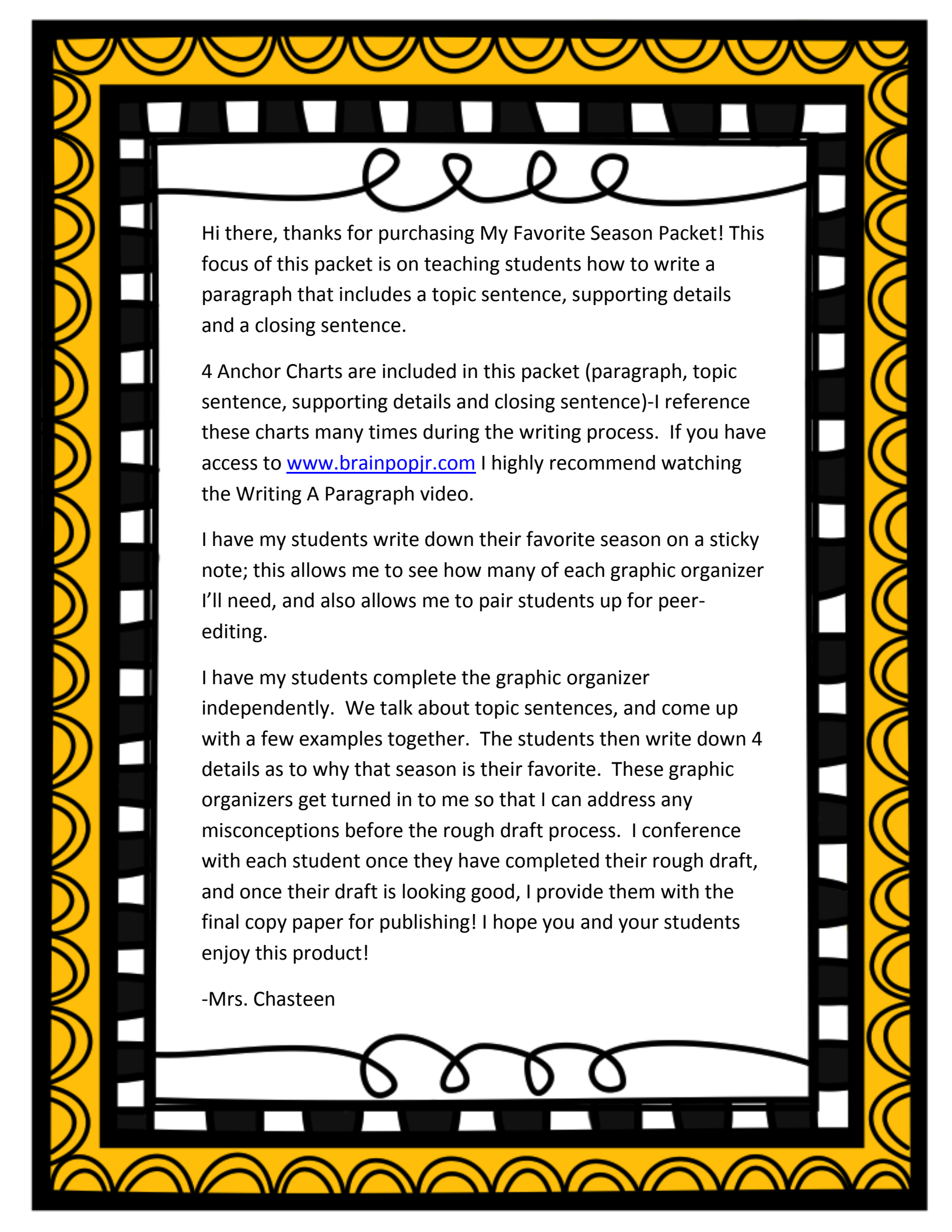


# My Favorite Season

An Introduction on How to Write a Paragraph





Hi there, thanks for purchasing My Favorite Season Packet! This focus of this packet is on teaching students how to write a paragraph that includes a topic sentence, supporting details and a closing sentence.

4 Anchor Charts are included in this packet (paragraph, topic sentence, supporting details and closing sentence)-I reference these charts many times during the writing process. If you have access to [www.brainpopjr.com](http://www.brainpopjr.com) I highly recommend watching the Writing A Paragraph video.

I have my students write down their favorite season on a sticky note; this allows me to see how many of each graphic organizer I'll need, and also allows me to pair students up for peer-editing.

I have my students complete the graphic organizer independently. We talk about topic sentences, and come up with a few examples together. The students then write down 4 details as to why that season is their favorite. These graphic organizers get turned in to me so that I can address any misconceptions before the rough draft process. I conference with each student once they have completed their rough draft, and once their draft is looking good, I provide them with the final copy paper for publishing! I hope you and your students enjoy this product!

-Mrs. Chasteen

# Paragraph



A paragraph is a set of sentences about a topic. Paragraphs can have a main idea and supporting details.

# Topic Sentence



A topic sentence tells you the main idea of a paragraph. This sentence tells you what the whole paragraph will be about.

# Supporting Details



Supporting details include information that supports up the main idea (topic sentence).

# Closing Sentence



A closing sentence sums up the paragraph. It can state the main idea in different words.

# Topic Sentence

---

---

**Detail**

---

---

---

---

---

---

---

---

**Detail**

---

---

---


---

---

---

---

---



**Detail**

---

---

---

---

---

---

---

---

**Detail**

---

---

---

---

---

---

---

---

# Topic Sentence

---

---

## Detail

---

---

---

---

---

---

---

---

---

---

## Detail

---

---

---

---

---


---

---

---

---

---



## Detail

---

---

---

---

---

---

---

---

---

---

## Detail

---

---

---

---

---

---

---

---

---

---



# Topic Sentence

---

---

## Detail

---

---

---

---

---

---

---

---

## Detail

---

---

---


---

---

---

---

---



## Detail

---

---

---

---

---

---

---

---

## Detail

---

---

---

---

---

---

---

---

# Topic Sentence

---

---

**Detail**

---

---

---

---

---

---

---

---

**Detail**

---

---

---


---

---

---

---

---



**Detail**

---

---

---

---

---

---

---

---

**Detail**

---

---

---


---

---


---

---


---



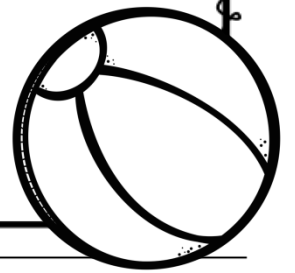

Handwriting practice lines consisting of multiple sets of three horizontal lines: a solid top line, a dashed middle line, and a solid bottom line.



A series of horizontal lines for writing, consisting of solid top and bottom lines with a dashed midline, repeated multiple times down the page.




Handwriting practice lines consisting of a solid top line, a dashed middle line, and a solid bottom line. There are ten such sets of lines arranged vertically on the page.




A series of horizontal lines for writing practice. Each set consists of a solid top line, a dashed middle line, and a solid bottom line. There are ten such sets of lines arranged vertically on the page.





Handwriting practice lines consisting of solid top and bottom lines with a dashed middle line, repeated down the page.












# Graphics and Fonts



Fonts By: The Upper El Classroom