

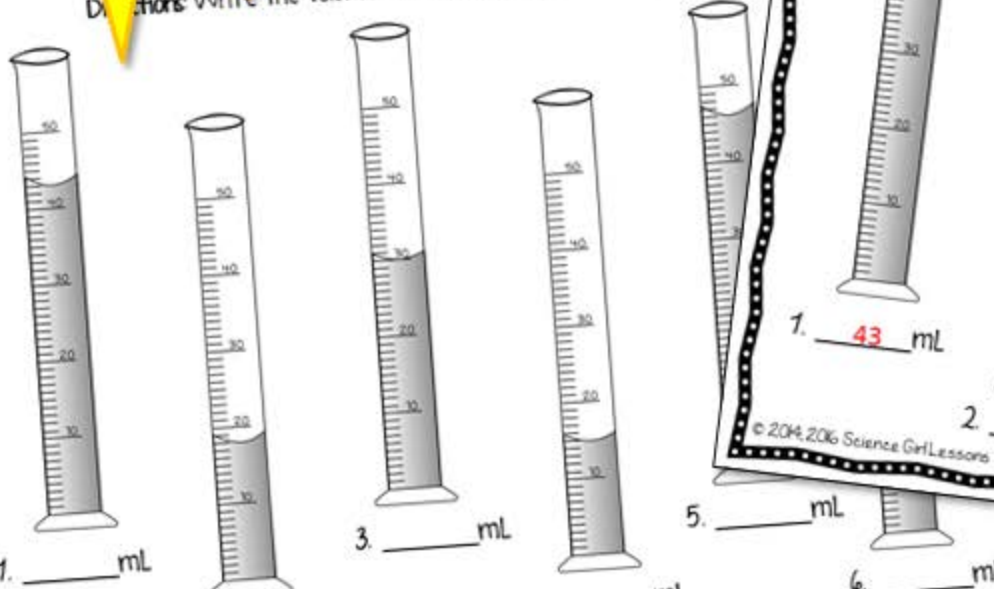
MEASURING LIQUID VOLUME Assessment Pages

Freebie!

Name: _____ Date: _____

Measuring the Volume of a Liquid

Directions: Write the volume of each liquid below each graduated cylinder.



1. _____ mL 2. _____ mL 3. _____ mL 4. _____ mL 5. _____ mL 6. _____ mL

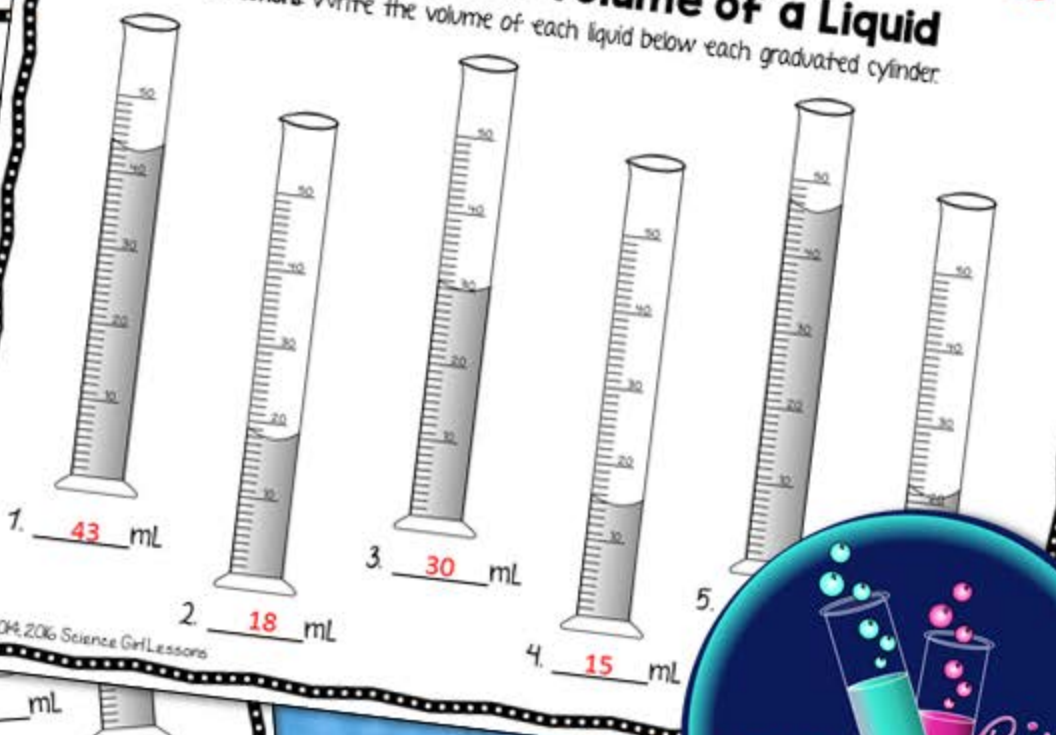
© 2014, 2016 Science Girl Lessons

Answer Key

Measuring the Volume of a Liquid

Page 1

Directions: Write the volume of each liquid below each graduated cylinder.



1. **43** mL 2. **18** mL 3. **30** mL 4. **15** mL 5. _____ mL 6. _____ mL

© 2014, 2016 Science Girl Lessons

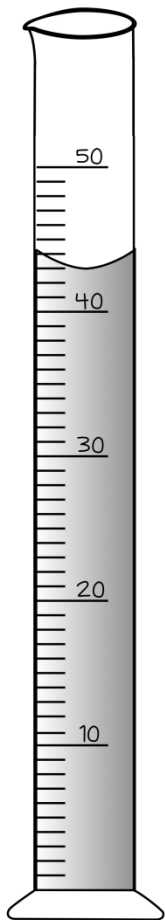


Name: _____

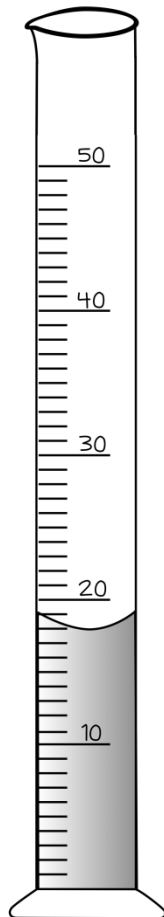
Date: _____

Measuring the Volume of a Liquid

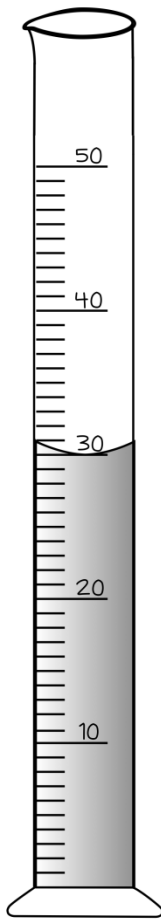
Directions: Write the volume of each liquid below each graduated cylinder.



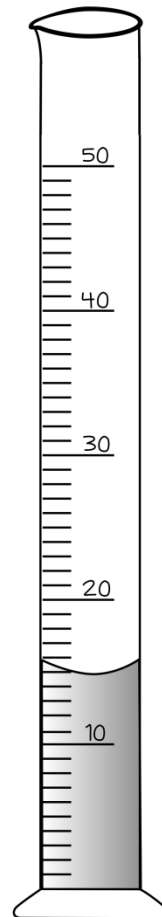
1. _____ mL



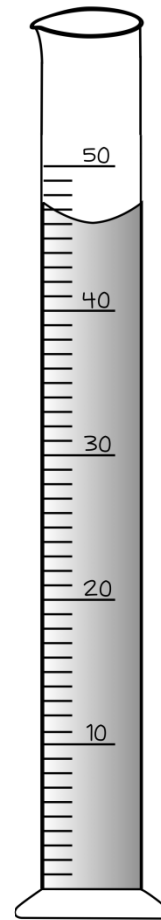
2. _____ mL



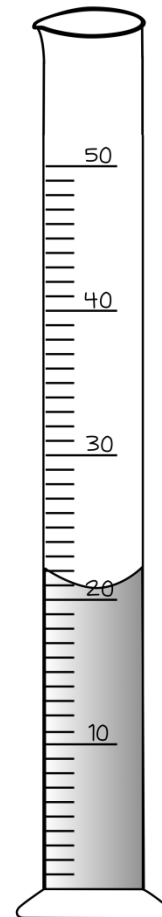
3. _____ mL



4. _____ mL



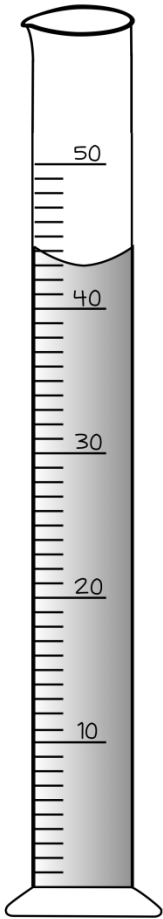
5. _____ mL



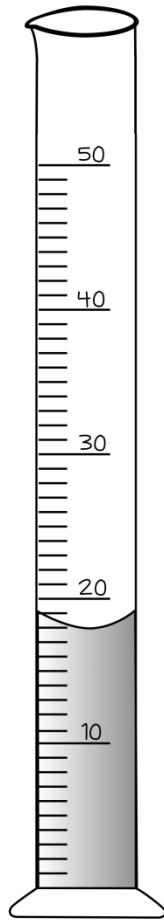
6. _____ mL

Measuring the Volume of a Liquid

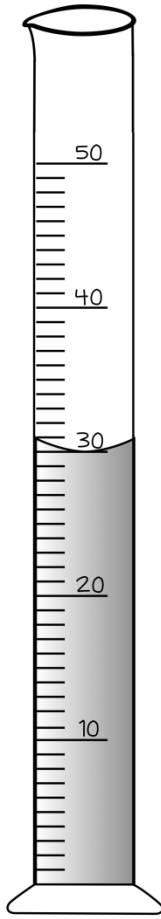
Directions: Write the volume of each liquid below each graduated cylinder.



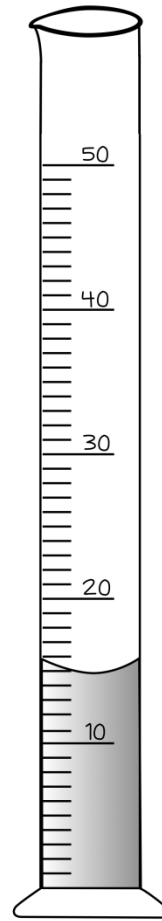
1. 43 mL



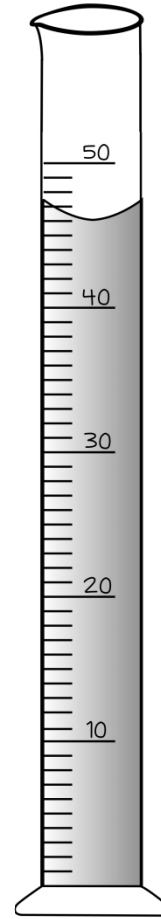
2. 18 mL



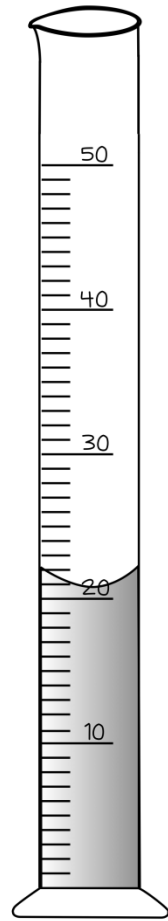
3. 30 mL



4. 15 mL



5. 46 mL



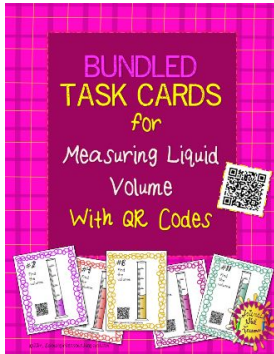


6. 21 mL

MANY THANKS!

© 2015, SCIENCE GIRL LESSONS

CHECK OUT MY OTHER RELATED PRODUCTS...




Let's Stay in Touch!



A NOTE FOR YOU

I strive to create innovative resources for my classroom and then share them with you & your students. I hope that all my resources spark a new excitement for learning in all students. May my work make your work a little bit easier. Please feel free to contact me with any thoughts, questions or concerns you may have at sciencegirllessons@gmail.com.

Graphics & Fonts by...



Science Girl Lessons

Terms of Use



Thank you for purchasing my products! I aim to provide high quality products and science content. If you have any questions, find any mistakes, or have any comments, please email me at sciencegirllessons@gmail.com. Customer satisfaction is important to me.

By purchasing my teaching product, you are allowed to make copies for your classes only. You may not copy for other teachers or distribute my product. Please refer them to my [TpT Store](#) and encourage them to purchase their own copy, or you can purchase an additional license using your TpT account for half price. .

You may not post any file related to my product on the internet or your own website, as this allows others to Google search it and download it for free, instead of paying me for my hard work. Please contact me if you have an exceptional circumstance and would like to ask permission to post one of my files somewhere unique.

You may not distribute my product commercially. If you would like to edit my product to adapt it to your own teaching style, please feel free to do so. If you choose to do this, please cite my name (Rebecca Valera) and you may not distribute a derivative work commercially or otherwise. Any edited product remains only for personal use in your classroom.

If you like my product, please check out [my store](#) for other related and similar products! Also, please make sure you leave feedback so that you can earn TpT Store credits for future purchases!

My [TpT](#) and [Facebook](#) followers also get notified when I post new products.